

## Instructor Insights Overview

AI capabilities in Course Evaluations & Surveys are currently only available in English.

By combining the power of artificial intelligence (AI) with direct evidence, **Instructor Insights** is designed to transform how Instructors interact with student feedback. Instructor Insights helps you as an Instructor save valuable time, achieve a deeper understanding of your impact, and implement more effective improvements that foster your professional growth.

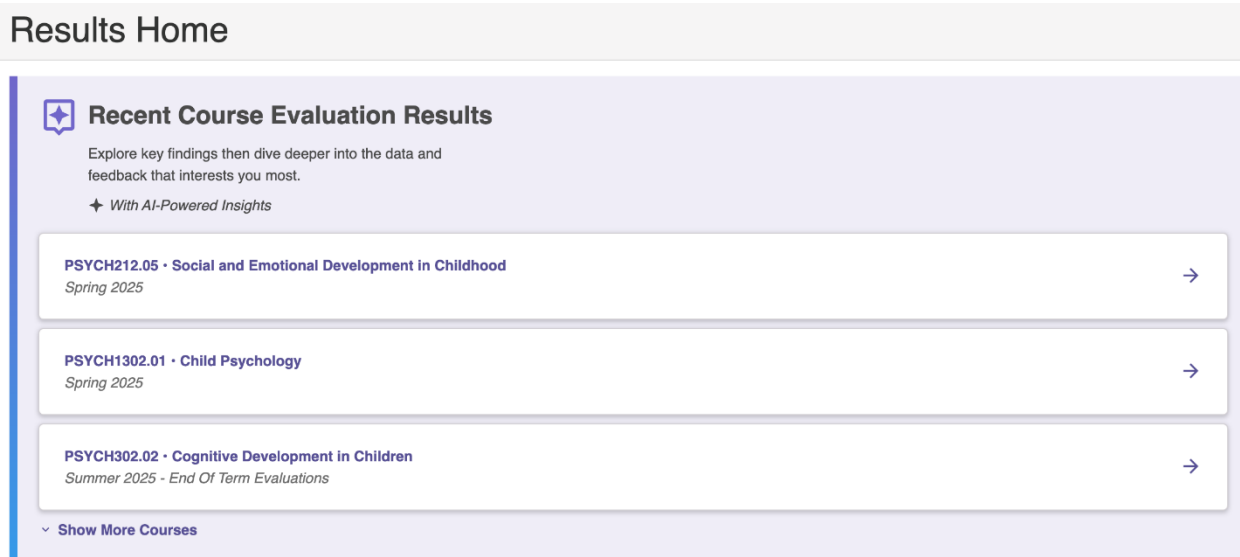
### IMPORTANT NOTES:

- Instructor Insights is only available in the Instructor view and is not available in the CES Administrator or Node Administrator view.
- The Instructor Insights feature will be available for any project where data has been released within a revolving six-month window.
- We pre-process the majority of course data to promote faster loading times for the Instructor Insights pages. In rare cases, the pre-processing may not be complete for a specific course, and the analysis will need to run live. In those cases, Instructors may need to wait up to three minutes for the page to load, depending on how much data there is to process.
- For cross-listed courses, both the parent and child courses will appear in Instructor Insights. The same aggregated data will be displayed regardless of which cross-listed course you select.
- The Instructor Insights feature follows all restrictions your institution may have in place. For example, if your institution disallows results for any course with less than three responses then any course with less than three responses will not appear in Instructor Insights.
- All of the insights and recommendations are powered by AI. If you feel an analysis doesn't accurately reflect the student feedback, you can report the issue by clicking the **Report an AI Issue** button.

⚡ AI-powered insights are intended to be supplementary. Please use your judgment to confirm findings. [Report an AI Issue](#)

## Instructor Insights Instructor View

Instructor Insights can be found at the top of the [Results Home](#) page, which can be reached by clicking Results > Results Home. You will see a list of your recent course evaluation results and can click the **Show More Courses** button to view additional courses.



The screenshot shows the 'Results Home' interface. At the top, there is a header 'Results Home'. Below it, a section titled 'Recent Course Evaluation Results' is displayed. This section includes a sub-header with a plus icon and the text 'Recent Course Evaluation Results'. Below this, there is a descriptive sentence: 'Explore key findings then dive deeper into the data and feedback that interests you most.' followed by a small icon and the text 'With AI-Powered Insights'. The main content area contains three course entries, each in a white box with a right-pointing arrow. The first entry is 'PSYCH212.05 · Social and Emotional Development in Childhood' with the semester 'Spring 2025'. The second entry is 'PSYCH1302.01 · Child Psychology' with the semester 'Spring 2025'. The third entry is 'PSYCH302.02 · Cognitive Development in Children' with the semester 'Summer 2025 - End Of Term Evaluations'. At the bottom left of this section, there is a 'Show More Courses' button with a downward-pointing chevron.

When you click on a specific course, you will be taken to a page showing an AI Summary of Results based on the student feedback and the Response Rate for that course. You can click the **Explore Insights** button to explore further feedback and recommendations for the course.



## Results for Child Psychology

### PSYCH1302.01 - Child Psychology

Spring 2025

Instructors & Teaching Assistants  
Dr. Ida Instructor (Me)

Students  
169

Explore more insights about your course evaluation results.

✦ Powered by AI

✦ EXPLORE INSIGHTS

✦ AI-powered insights are intended to be supplementary. Please use your judgment to confirm findings. [Report an AI Issue](#)

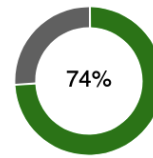
#### Overview

##### Summary of Results ✦

Overall, students had a positive experience in Child Psychology. Dr. Ida received praise for the structured and organized nature of the course, which facilitated their learning. However, students expressed a desire for more detailed feedback on assignments and indicated that the pacing of the course felt fast at times. Additionally, there is a strong interest in incorporating more application-based assignments to enhance understanding of psychological concepts. This feedback provides valuable insights for continuous improvement.

##### Response Rate

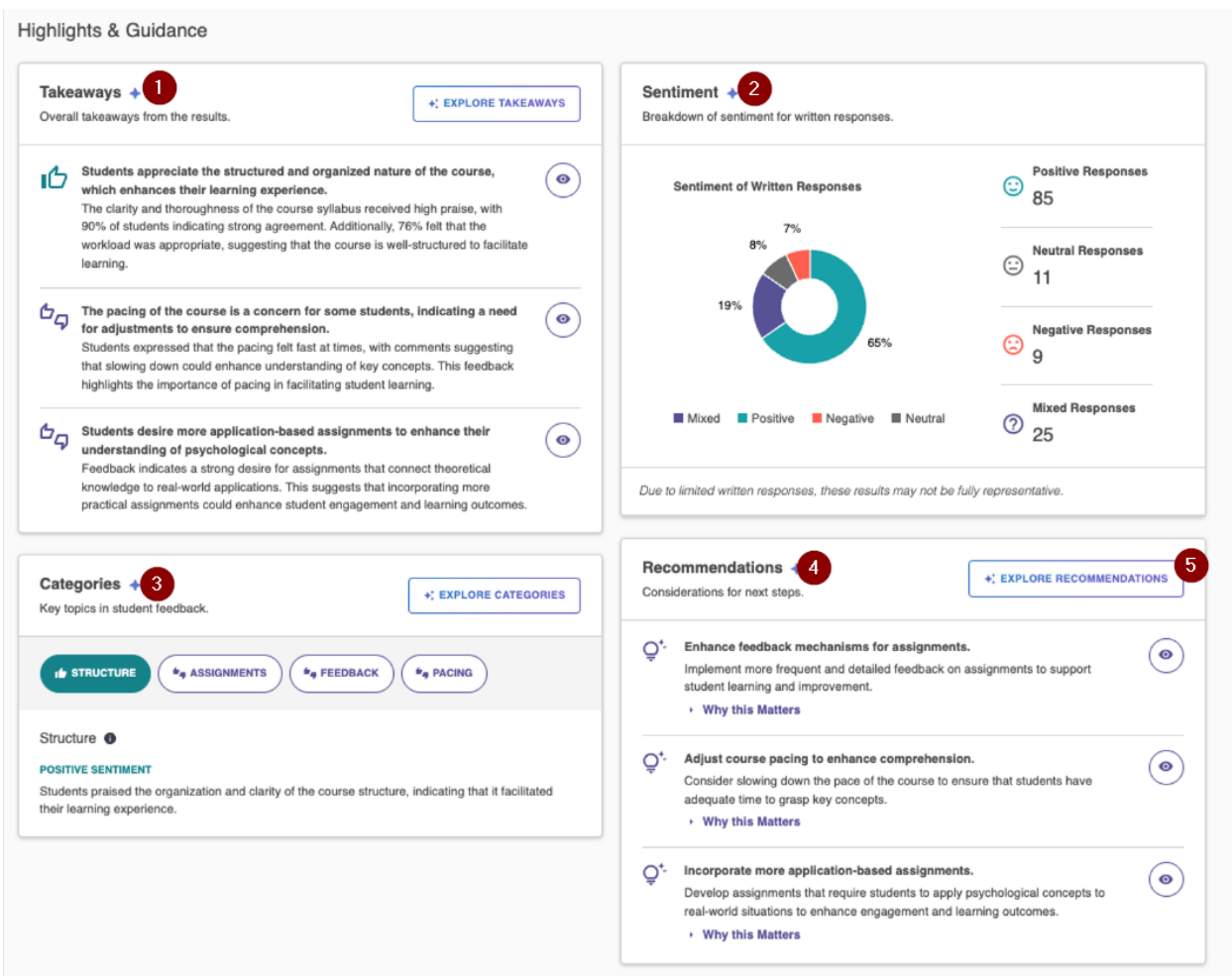
###### Course Section Response Rate



■ Responded ■ Not Responded

## Navigating the Highlights & Guidance Page

Clicking the **Explore Insights** button will take you to the Highlights & Guidance page for that course, showing the **Takeaways**, **Sentiment**, **Categories**, and **Recommendation** sections. The sections are described in more detail below.



- The **Takeaways** section uses AI to read through student comments and provide an overall view of the comments. This section allows you to quickly understand common feedback. You can click the eye icon to see a representative list of comments that prompted this takeaway.
  - Each takeaway includes a key theme and an icon, displaying the overall tone of the takeaway. The tone could be:
    - Positive:** Indicates comments with a positive tone.
    - Negative:** Indicates comments with a negative tone.
    - Neutral:** Indicates comments that are neither positive nor negative.
- The **Sentiment** section provides a visual summary of all student feedback. A donut chart displays the overall percentage of positive, negative, and neutral comments, giving you a high-level overview of student sentiment.
  - Positive:** Comments with a favorable tone.
  - Negative:** Comments with a non-favorable tone.

- **Neutral:** Comments that do not express a strong favorable or non-favorable tone.
  - **Mixed:** Comments with both a favorable and non-favorable tone.
3. The **Categories** section provides a list of specific categories that the comments fall into. The category button contains an icon to indicate whether the overall feedback for that category was positive 👍 , negative 👎 , or neutral 👍 👎 . Clicking on a category will give a review of the sentiment specific to that category as well as list some specific comments that led to that category being included.

Below is the list of categories that may appear in the **Categories** section:

Approachability	Meeting time
Assignments	Motivation
Availability	Pacing
Communication	Participation
Creativity	Peer interaction
Depth	Relevance
Enthusiasm	Rubrics
Expertise	Structure
Fairness	Technology
Feedback	Testing
Grading expectations	Tutoring
Group work	Understandability
Inclusivity	Variety
Materials	Workload

4. The **Recommendations** section gives suggestions based on the student feedback. Some specific suggestions will appear in this section automatically. Instructors can click the eye icon to see a representative list of comments that prompted this recommendation.
5. Within the **Recommendations** section, you can click the **Explore Recommendations** button to open a prompted AI dialogue box to explore the recommendations further. In the

box that appears, you can click on any of the AI prompts to drill further into the feedback and suggestions.



**Hi Dr. Ida!**

Let's explore your results.

---

Analyze your course evaluation results, discover new insights, and consider next steps with AI as your guide.

AI provides helpful summaries and insights to aid your course evaluation review. **Please keep in mind that AI can sometimes generate information that needs verification, and your professional judgment is key.**

Today we are diving into the **PSYCH1302.01 - Child Psychology** evaluation. Where would you like to begin?

✦ Review the top takeaways

✦ Expand on the summary of my results

✦ Dig into recommendations

✦ Tell me more about the top categories